

56V PROFESSIONAL BATTERY SERIES



LBP-50-150/ LBP-50-250

MORE EFFICIENT TECHNOLOGY,
MORE RUN TIME AND MORE ENERGY



2 year battery warranty not available in all markets.
Check with your dealer for details.
For your safety, use appropriate protective gear in the working environment.



DEPEND ON IT

FEATURES & BENEFITS



DEPEND ON IT

2.5 Ah BATTERY
LBP-50-150

5.0 Ah BATTERY
LBP-50-250



Battery	Rated Voltage (V)	Weight (kg)	On / Off switch	Charge Level Indicator	Battery Capacity (Wh)	Charging Time (min)	
						LCJQ-560	LCJU-560
LBP-50-150	50.4	1.0	Yes	4 LED indicators	113	80%: 30 100%: 47	80%: 30 100%: 42
LBP-50-250	50.4	1.8	Yes	4 LED indicators	226	80%: 60 100%: 89	80%: 30 100%: 57

** Battery adapter included.

// The new 56 eFORCE lithium-ion battery generates greater power for heavy duty performance and longer use.

// Both the 2.5Ah and 5Ah batteries are compatible across the entire range of tools (DCS-2500T is only compatible with the 2.5Ah battery).

// Durable battery housing protects battery cell from damages.

// Low noise and zero-emissions.

// High capacity battery cells are protected by double packaging.

// 4 LED indicators display battery charge level.

// Advanced electronic control for safety and longer life time.

// No need for fuel and less consumable spare parts; reduce running cost significantly.








Specifications, descriptions, and illustrative materials in this literature are as accurate as known at the time of publication, but are subject to change without notice.



DEPEND ON IT

COMPATIBILITY CHART



BATTERY MODEL NAME		2.5 Ah BATTERY LBP-50-150	5.0 Ah BATTERY LBP-50-250	16Ah BACKPACK BATTERY LBP-560-900
				
CURRENT MODELS	CHAIN SAW DCS-2500T DCS-2500T C 	✓		
	CHAIN SAW DCS-3500 	✓	✓	
	TRIMMER DSRM-2600 	✓	✓	
	DOUBLE-SIDED HEDGE TRIMMER DHC-200	✓	✓	✓
	HANDHELD BLOWER DPB-600	✓	✓	✓
	PRO ATTACHMENT SERIES™ DPAS-2600 	✓	✓	
FORMER MODELS	CHAIN SAW DCS-1600	✓	✓	✓
	TRIMMER DSRM-300	✓	✓	✓
	PRO ATTACHMENT SERIES™ DPAS-300	✓	✓	✓

CHARGING TIME TABLE

BATTERY \ CHARGER	RAPID CHARGER LCJQ-560	ULTRA RAPID CHARGER LCJU-560
2.5 Ah BATTERY LBP-50-150	30 min (80%) 47 min (100%)	30 min (80%) 42 min (100%)
5.0 Ah BATTERY LBP-50-250	60 min (80%) 89 min (100%)	30 min (80%) 57 min (100%)
16Ah BACKPACK BATTERY LBP-560-900	225 min (80%) 336 min (100%)	112 min (80%) 168 min (100%)



○ RUN TIME TABLE



	DCS-2500T DCS-2500T C	DCS-3500	DSRM-2600 *with SF400	DPB-600	DHC-200	DCS-1600	DPAS-300 *with trimmer	DSRM-300
2.5Ah Battery LBP-50-150 	30 min	-	21 min	-	85 min	-	-	-
2.0Ah Battery LBP-560-100	21 min	-	15 min	-	60 min	-	21 min	22 min (14") 30 min (12")
5.0 Ah Battery LBP-50-250 	-	49 min	43 min	19 min	-	-	-	-
4.5 Ah Battery LBP-560-200	-	38 min	31 min	15 min	150 min	32 min	46 min	46 min
16.0Ah Backpack Battery LBP-560-900	-	-	-	72 min	747 min	158 min	226 min	235 min

DPAS-2600

		MTA-DTB		MTA-DAH	MTA-DPP	MTA-PB	MTA-LE/E	MTA-TC	MTA-PS
		SF400	Blade						
2.5Ah Battery LBP-50-150 	HIGH	14 min	40 min	49 min	23 min	6 min	45 min	68 min	59 min
	MIDDLE	15 min	50 min	57 min	25 min	6 min	54 min	82 min	72 min
	LOW	25 min	69 min	81 min	35 min	15 min	75 min	104 min	99 min
2.0Ah Battery LBP-560-100	HIGH	13 min	35 min	27 min	15 min	4 min	33 min	49 min	45 min
	MIDDLE	-	-	-	-	-	-	-	-
	LOW	-	-	-	-	-	-	-	-
5.0 Ah Battery LBP-50-250 	HIGH	32 min	85 min	99 min	48 min	11 min	96 min	147 min	126 min
	MIDDLE	34 min	107 min	122 min	52 min	13 min	111 min	169 min	157 min
	LOW	52 min	150 min	158 min	72 min	34 min	154 min	222 min	207 min
4.5 Ah Battery LBP-560-200	HIGH	27 min	70 min	56 min	31 min	10 min	67 min	105 min	90 min
	MIDDLE	30 min	91 min	71 min	40 min	12 min	82 min	123 min	108 min
	LOW	45 min	124 min	93 min	54 min	24 min	109 min	163 min	139 min